



**inoglic**

**White Paper**

## Click2Clone - White Paper

### Aim:

It is a one-click option to create a new record by copying data from existing record. The time and effort of entering data repeatedly are reduced especially when multiple records have to be created with the same data.

### Features:

- Offers the ability to clone system as well as custom entities
- Easy to configure with the ability to select the fields to be carried over
- Easy shortcuts for cloning in case of having multiple templates for a particular entity
- Allowed to carry over related records from 1: N and N: N relationships
- Ability to clone records through workflow and also update values of the new cloned record further
- Ability to configure Prefix & Suffix for cloned records
- Hierarchical relationship cloning supported
- Quickly clone multiple records at a time
- Set references of the source record on the cloned record and vice versa
- Clone details along with relationships of the record from one entity to another entity
- Copy only related records from another record
- Set Rules to select records for cloning
- Support to create multiple copies of any given record

### Supported Versions

**Versions:** Microsoft Dynamics 365 8.2 & above, Dataverse (Power Apps).

**Deployment Models:** On-Premises and Online.

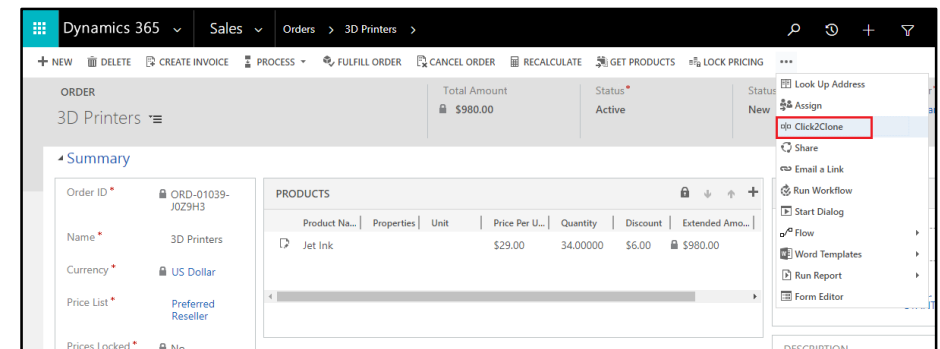
### Who needs it?

Click2Clone would help any CRM implementation with substantial volume of repetitive manual data entry that costs a lot of time and effort.

Using Click2Clone, you can create template records with the desired repetitive data and use the template to clone and create new records whenever required thereby reducing the data entry time. This can be done for most CRM entities, system as well as custom.

### Ease of Access

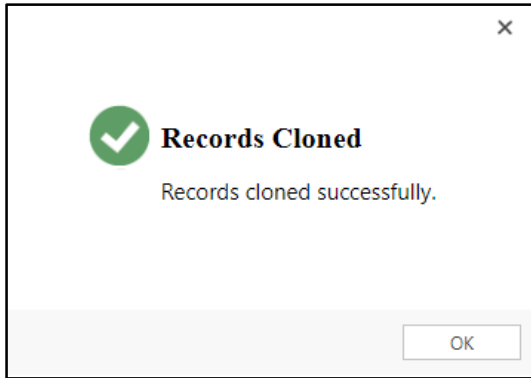
'Click2Clone' can be easily accessed from the ribbon on the form as well as on the ribbon in the entity home page



### Bulk Cloning for multiple records

With the help of Click2Clone the users can do bulk cloning for multiple records

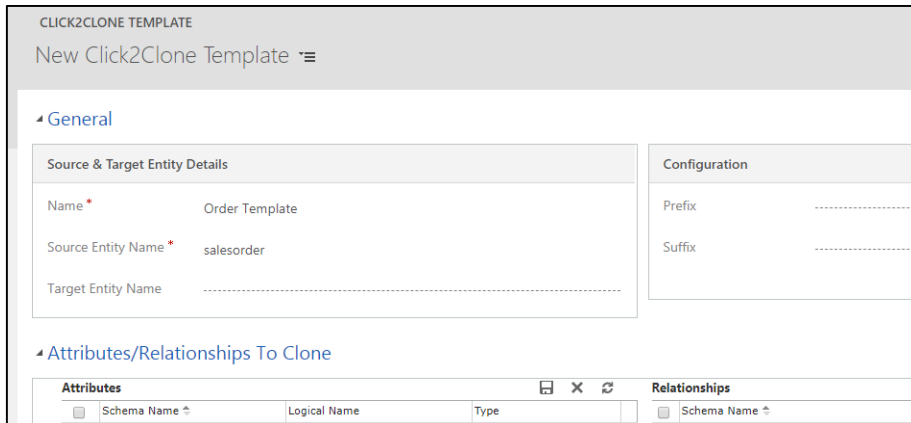
## Click2Clone - White Paper



### Click2Clone Template Configuration

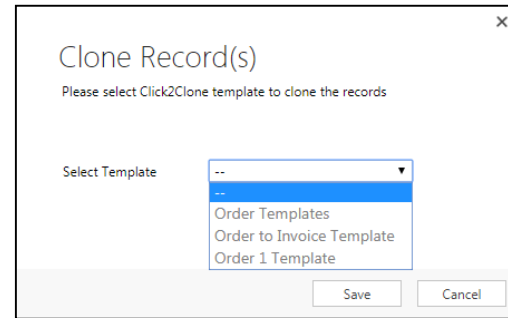
The Click2Clone template enables the user to select attributes and relationships to be carried over when the record is being cloned. You have the flexibility of creating multiple templates per entity.

Among multiple templates, you need to select the template that will be used by the 'Click2Clone' button.



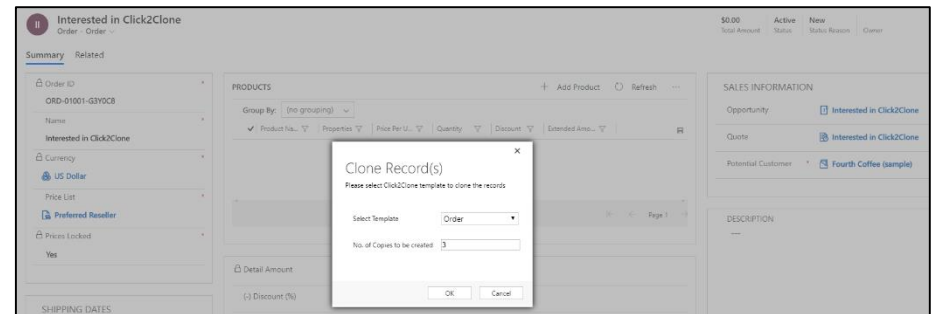
### Easy shortcuts for cloning

To clone a record based on a particular template in case you have more than one template defined for an entity, you can easily add a new ribbon button and specify the template to be used.



### Support Multiple Copies

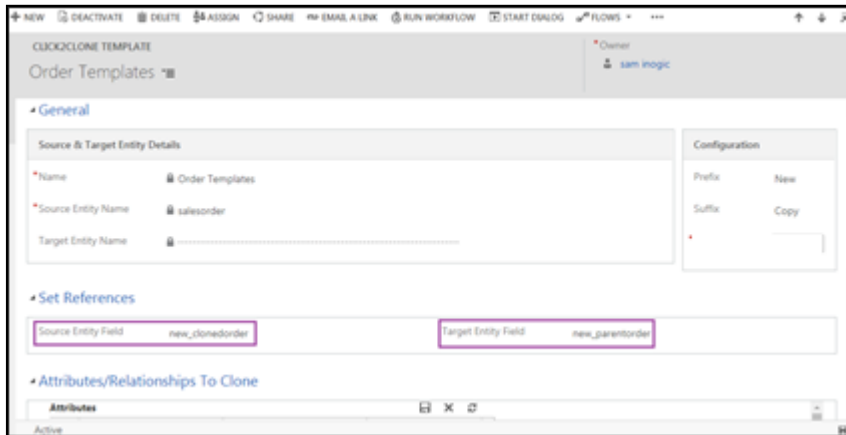
Click2Clone enables user to create multiple copies of a given entity record at one go.



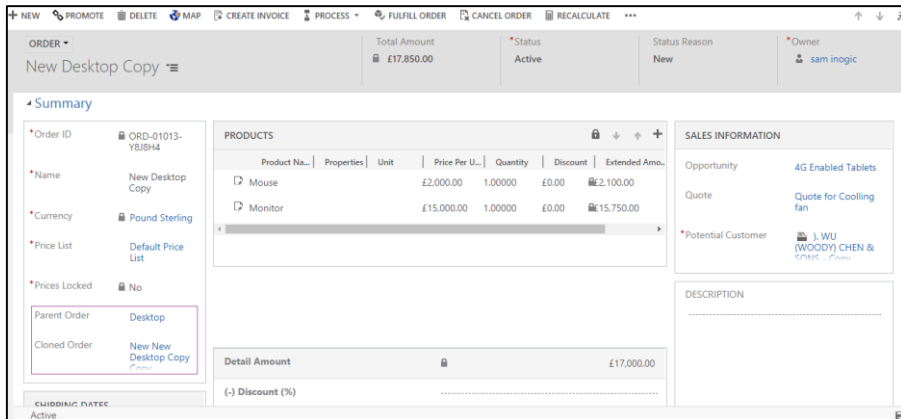
# Click2Clone - White Paper

## Set References of Source and Cloned Record

Click2Clone supports the feature of storing the references of Source record on the Cloned Record and vice versa. Users can identify the source and target reference of the record by defining the references in the Click2Clone template.



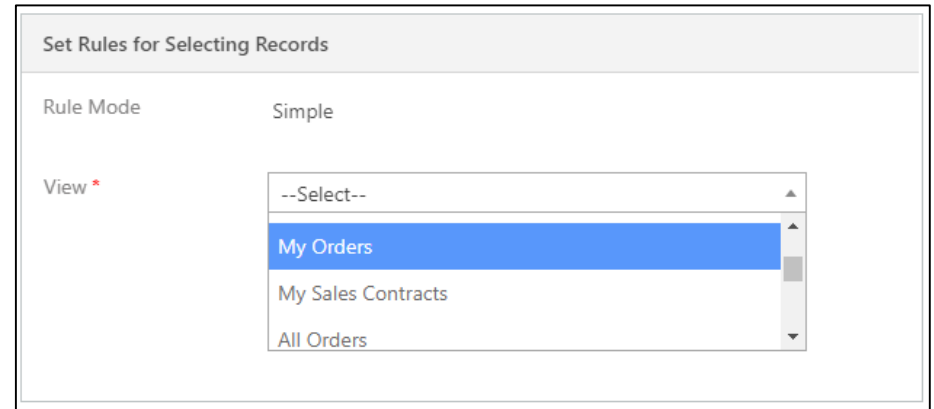
Once the source and target entity fields are set as a reference in the template, references would be visible on the selected entity record after cloning.



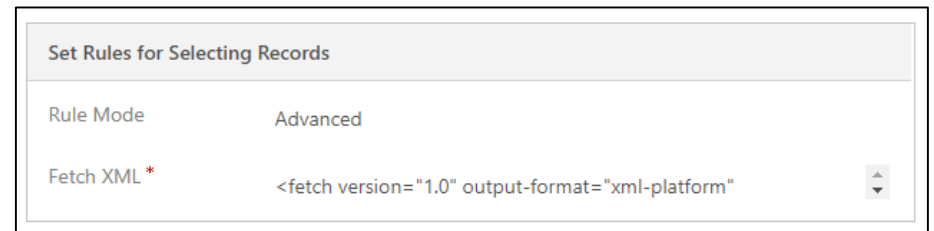
## Set Rules for Selecting Records

Click2Clone supports the feature to set rules for selecting records. Users can select necessary records for cloning based on Simple or Advanced Rule Mode.

**Simple Rule Mode:** It is based on the View of an entity.



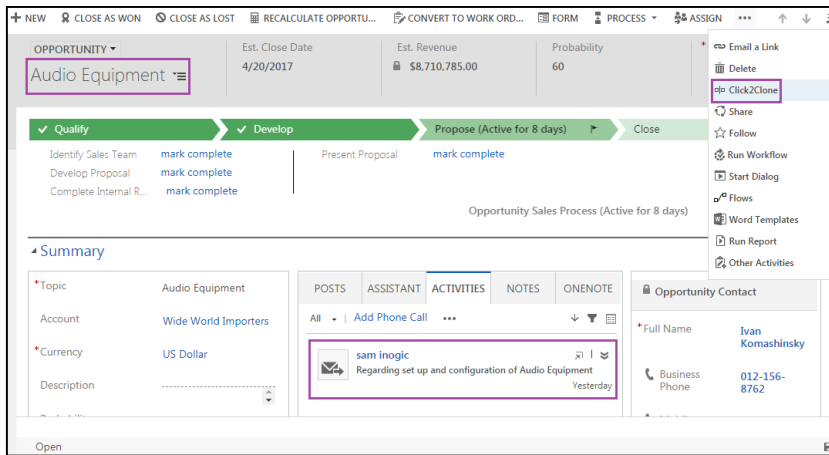
**Advanced Rule Mode:** It is based on filter criteria or conditions defined by Fetch XML.



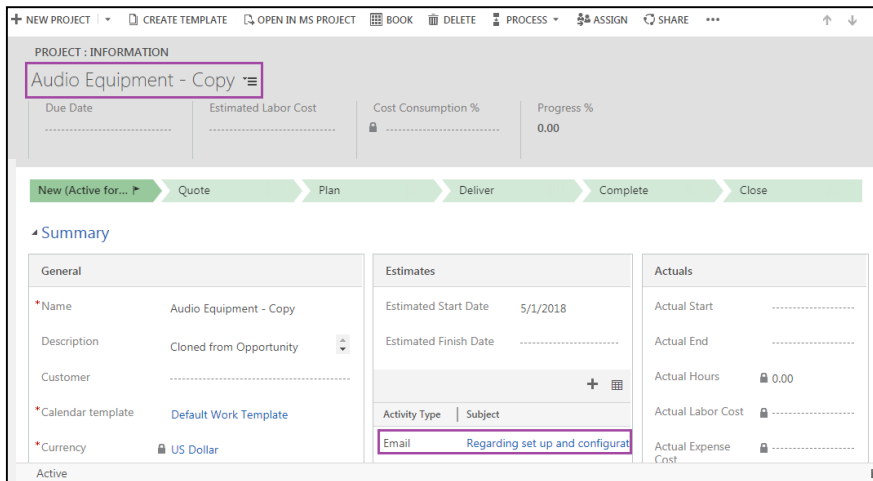
## Copy record details along with the relationships from one entity to other entity

Click2Clone supports the cloning of records along with the relationships from one entity record to other entity record.

## Click2Clone - White Paper

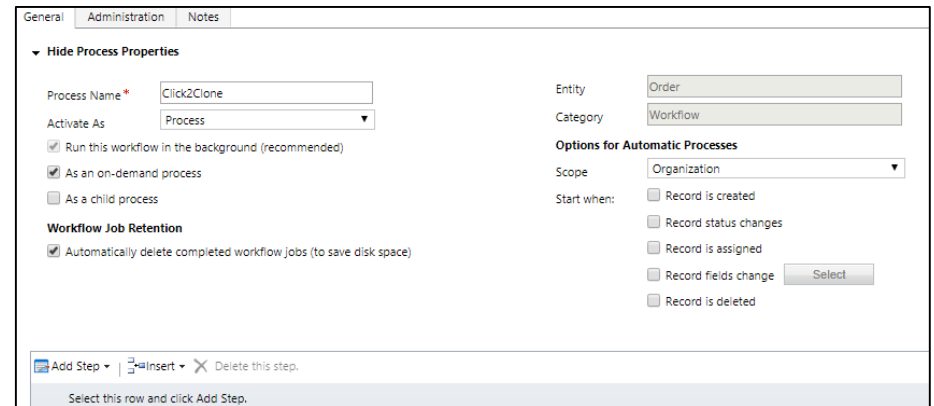


After clicking on Click2Clone button the source entity record details along with the relationships gets cloned on target entity and new record is created.

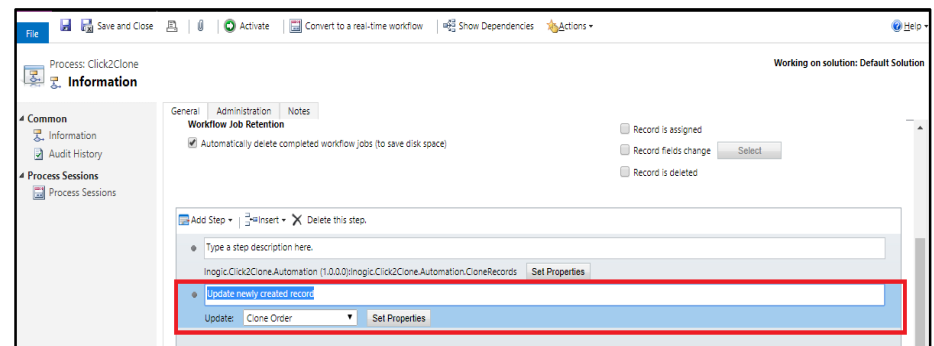


### Create Workflow

Click2Clone supports cloning with workflow. This helps the user to automate the process of cloning rather than every time clicking on Click2Clone button.



Workflow gets triggered based on record create, delete, update, etc. of the selected entity. User can also do needful updates in the data of the cloned record with the help of workflow.



### Get Records

**Get Records** functionality is to bring child records from Source record to Target record of the same entity. By clicking Get Records on Target Record selected relationships from Source Record will be cloned to Target Record within same Entity.

## Click2Clone - White Paper

Get Record(s)

Please select relationship(s) to get the records

Select Template: opportunity

Select Relationship(s): \* Opportunity\_Appointments, \* Opportunity\_Emails

Select Source Record: Audio Equipment

OK Cancel

### Clone Multiple Copies Workflow

Click2Clone enables the user to clone multiple copies of records just by updating any of the selected fields within the chosen entity record.

Select Fields

Select the fields that the process will monitor for changes.

Display Name	Name	Type
<input type="checkbox"/> Actual Revenue (Base)	actualvalue_base	Currency
<input type="checkbox"/> Budget	budgetstatus	Option Set
<input checked="" type="checkbox"/> Budget Amount	budgetamount	Currency
<input type="checkbox"/> Budget Amount (Base)	budgetamount_base	Currency
<input type="checkbox"/> Complete Internal Review	completeinternalreview	Two Options
<input type="checkbox"/> Confirm Interest	confirminterest	Two Options
<input type="checkbox"/> Contact	parentcontactid	Lookup
<input type="checkbox"/> Contracting Unit	msdyn_contractororganizati...	Lookup
<input type="checkbox"/> Created By	createdby	Lookup
<input type="checkbox"/> Created By (Delegate)	createdonbehalfby	Lookup
<input type="checkbox"/> Created On	createdon	Date and Time
<input type="checkbox"/> Currency	currency	Lookup

OK Cancel

Dynamics 365 Sales Hub Sales > Opportunities > Interested in C2C

Interested in C2C

Opportunity Sales Process Active for 1 Hour

Qualify (1 Hrs)

Develop

Summary Products Quotes Field Service Files Related

Purchase Timeframe

Currency

US Dollar

Budget Amount

15000

Purchase Process

### Contact Us:

#### INOGIC (MUMBAI - INDIA)

M/S. INOGIC TECH (INDIA) PVT. LTD.  
A/301, Everest Nivara InfoTech Park,  
TTC Industrial Area, MIDC, Turbhe  
Navi Mumbai, Maharashtra 400705  
INDIA

E-mail: [crm@inogic.com](mailto:crm@inogic.com)

Skype: [crm@inogic.com](https://www.skype.com/people/inogic)

Twitter: @inogic